

GENERAL INSTRUCTIONS

In designating switch ties, the first figure used indicates the frog number, the next succeeding figure indicates whether one or two head-block ties are to be furnished, and if rectangular ties are to be used the above description governs.

If triangular ties are desired add the letter G to above description which indicates the G section of tie is to be furnished.

Read carefully the following instructions for the use of the various bills of switch ties.

Bills No 7-1 and No 7-1-G	To be used with 1:7 turnouts with Drop Lever Switch Stand 1221-23
Bills No 7-2 and No 7-2-G	To be used with 1:7 turnouts with "Crown" or ground throw stands.
When ordering Bills No 9-1 and No 9-1-G 72 & 78 1/2 Leads Specify 54 pcs. □ 55 " ▽	To be used with 1:9 turnouts 78 1/2 lead with rigid frog and 72 lead with Spring rail frog in connection with Drop Lever Switch Stand. 1221-23
When ordering Bills No 9-2 and No 9-2-G 72 & 78 1/2 Leads. Specify 54 pcs. □ 55 " ▽	To be used with 1:9 turnouts, 78 1/2 lead with rigid frog and 72 lead with Spring rail frog with "Crown" or ground throw switch stands in yards or Drop Lever Switch Stand 1340-2 when needed for Main Line. Switch stand 1340-2 not to be used except on advice from Chief Engineers Office.
Bills No 9-1 and No 9-1-G 70 1/2 lead. When ordering, specify 52 pcs. □ 48 " ▽	To be used with 1:9 turnouts on Main Line when Drop Lever Switch Stand 1221-23 is used.
Bills No 9-2 and No 9-2-G 70 1/2 lead. When ordering, specify 52 pcs. □ 48 " ▽	To be used with 1:9 turnouts, in yards with Crown or ground throw stands or in Main Line by advice from Chief Engrs. Office with Switch Stand 1340-2
Bills No 11-1 and No 11-1-G	To be used in Main Line with 1:11 turnouts when Sw. Stand 1221-23 is used.
Bills No 11-2 and No 11-2-G	To be used in Main Line with 1:11 turnouts with Switch Stand 1340-2 and only by advice from Chief Engrs. office.
Bills No 15-1 and No 15-1-G	To be used with 1:15 turn-outs at high speed Junction points when switch stand 1221-23 is used.
Bills No 15-2 and No 15-2-G	To be used with 1:15 turn-outs at high speed Junction points with Switch Stand 1340-2 and only by advice from Chief Engrs office.

Jan. 13-1912

72 & 78 1/2 LEADS.

BILL OF TIES

No 9-1

(Formerly No 1)

FOR 1 IN 9 RIGID & SPRING RAIL FROG STUB & SPLIT SWITCHES.

RECTANGULAR TIES.

FOR GENERAL PLAN OF TURN-OUT SEE 1240-1-1,2&3 also used with 1295-21

No	DESCRIPTION	SIZE	F.B.M.
1 Pce.	Head Block	8" x 12" x 14'-0"	112
2 Pcs.	No 1 to 2 incl.	7" x 9" x 8'-6"	89
11 "	" 3 " 13 "	7" x 9" x 8'-6"	491
6 "	" 14 " 19 "	7" x 9" x 9'-0"	284
5 "	" 20 " 24 "	7" x 9" x 9'-6"	249
4 "	" 25 " 28 "	7" x 9" x 10'-0"	210
4 "	" 29 " 32 "	7" x 9" x 10'-6"	220
3 "	" 33 " 35 "	7" x 9" x 11'-0"	173
2 "	" 36 " 37 "	7" x 9" x 11'-6"	121
3 "	" 38 " 40 "	7" x 9" x 12'-0"	189
3 "	" 41 " 43 "	7" x 9" x 12'-6"	197
3 "	" 44 " 46 "	7" x 9" x 13'-0"	205
3 "	" 47 " 49 "	7" x 9" x 13'-6"	213
2 "	" 50 " 51 "	7" x 9" x 14'-0"	147
2 "	" 52 " 53 "	7" x 9" x 14'-6"	152
3 "	" 54 " 56 "	7" x 9" x 15'-0"	236
57 Pieces, Total Ft. B.M.			3268

Dec. 23, 1911.

4

72 & 78 1/2 LEADS.

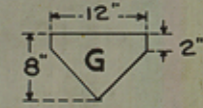
BILL OF TIES

No 9-1-G

(Formerly No 12-G)

FOR 1 IN 9 RIGID & SPRING RAIL FROG STUB & SPLIT SWITCHES.

TRIANGULAR "G" SECTION TIES.



FOR GENERAL PLAN OF TURNOUT SEE 1240-16-1,2&3 also used with 1274-27

No	DESCRIPTION	SIZE	F.B.M.
1 Pce.	Head Block	8" x 12" x 14'-0"	112
2 Pcs.	No 1 & 2	G Section x 8'-0"	80
10 "	" 3 to 12 incl.	" x 8'-6"	425
6 "	" 13 " 18 "	" x 9'-0"	270
5 "	" 19 " 23 "	" x 9'-6"	238
3 "	" 24 " 26 "	" x 10'-0"	150
3 "	" 27 " 29 "	" x 10'-6"	157
3 "	" 30 " 32 "	" x 11'-0"	165
3 "	" 33 " 35 "	" x 11'-6"	173
3 "	" 36 " 38 "	" x 12'-0"	180
3 "	" 39 " 41 "	" x 12'-6"	187
3 "	" 42 " 44 "	" x 13'-0"	195
3 "	" 45 " 47 "	" x 13'-6"	203
3 "	" 48 " 50 "	" x 14'-0"	210
2 "	" 51 " 52 "	" x 14'-6"	145
2 "	" 53 " 54 "	" x 15'-0"	150
55 Pieces, Total F.B.M.			3040

Dec. 26, 1911

14

BILL OF TIES

No 15-1

FOR 1 IN 15 SPLIT SWITCH

RECTANGULAR TIES.

FOR GENERAL PLAN OF TURN-OUT SEE 1212-28-1

No	DESCRIPTION	SIZE	F.B.M.
1 Pce.	Head Block	8" x 12" x 14'-0"	112
11 Pcs.	No 1 to 11 incl.	7" x 9" x 8'-6"	491
9 "	" 12 " 20 "	7" x 9" x 9'-0"	425
7 "	" 21 " 27 "	7" x 9" x 9'-6"	349
7 "	" 28 " 34 "	7" x 9" x 10'-0"	368
6 "	" 35 " 40 "	7" x 9" x 10'-6"	331
5 "	" 41 " 45 "	7" x 9" x 11'-0"	289
5 "	" 46 " 50 "	7" x 9" x 11'-6"	302
4 "	" 51 " 54 "	7" x 9" x 12'-0"	252
6 "	" 55 " 60 "	7" x 9" x 12'-6"	394
4 "	" 61 " 64 "	7" x 9" x 13'-0"	273
6 "	" 65 " 70 "	7" x 9" x 13'-6"	425
4 "	" 71 " 74 "	7" x 9" x 14'-0"	294
4 "	" 75 " 78 "	7" x 9" x 14'-6"	304
4 "	" 79 " 82 "	7" x 9" x 15'-0"	315
83 Pieces, Total Ft. B.M. =			4924

Dec. 26, 1911.

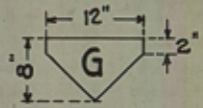
9.

BILL OF TIES

No 15-1-G

FOR 1 IN 15 SPLIT SWITCH

TRIANGULAR "G" SECTION, TIES.



FOR GENERAL PLAN OF TURN-OUT SEE 1185-32-

No	DESCRIPTION	SIZE	F.B.M.
1 Pce.	Head block #1	8" x 12" x 14'-0"	112
12 Pcs.	No 2 to 13 incl.	G Section x 8'-6"	510
8 "	" 14 " 21 "	" 9'-0"	360
6 "	" 22 " 27 "	" 9'-6"	285
6 "	" 28 " 33 "	" 10'-0"	300
5 "	" 34 " 38 "	" 10'-6"	262
5 "	" 39 " 43 "	" 11'-0"	275
5 "	" 44 " 48 "	" 11'-6"	288
3 "	" 49 " 51 "	" 12'-0"	180
6 "	" 52 " 57 "	" 12'-6"	375
4 "	" 58 " 61 "	" 13'-0"	260
6 "	" 62 " 67 "	" 13'-6"	405
3 "	" 68 " 70 "	" 14'-0"	210
4 "	" 71 " 74 "	" 14'-6"	290
3 "	" 75 " 77 "	" 15'-0"	225
77 Pieces, Total F.B.M.			4337

Dec. 29, 1911

19.

~~Superseded~~

BILL OF TIES

No 11-1

FOR 1 IN 11 SPLIT SWITCH

RECTANGULAR TIES.

FOR GENERAL PLAN OF TURN-OUT SEE 1115-35-1 90 Ft. lead adopted Jan. 14-1915, this bill to be used for repairs only.

No	DESCRIPTION	SIZE	F.B.M.
1 Pce.	Head Block	8" x 12" x 14'-0"	112
12 Pcs.	No 1 to 12 incl.	7" x 9" x 8'-6"	536
9 "	" 13 " 21 "	7" x 9" x 9'-0"	425
4 "	" 22 " 25 "	7" x 9" x 9'-6"	200
4 "	" 26 " 29 "	7" x 9" x 10'-0"	210
4 "	" 30 " 33 "	7" x 9" x 10'-6"	221
3 "	" 34 " 36 "	7" x 9" x 11'-0"	173
3 "	" 37 " 39 "	7" x 9" x 11'-6"	181
4 "	" 40 " 43 "	7" x 9" x 12'-0"	252
5 "	" 44 " 48 "	7" x 9" x 12'-6"	328
3 "	" 49 " 51 "	7" x 9" x 13'-0"	205
4 "	" 52 " 55 "	7" x 9" x 13'-6"	284
2 "	" 56 " 57 "	7" x 9" x 14'-0"	147
3 "	" 58 " 60 "	7" x 9" x 14'-6"	228
3 "	" 61 " 63 "	7" x 9" x 15'-0"	236
64 Pieces, Total Ft. B.M.			3738

Dec. 26, 1911

7-A

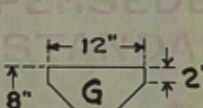
~~Superseded~~

BILL OF TIES

No 11-1-G

FOR 1 IN 11 SPLIT SWITCH

TRIANGULAR "G" SECTION TIES.



FOR GENERAL PLAN OF TURN-OUT SEE 1185-32 90 Ft. lead adopted Jan. 14-1915, this bill to be used for repairs only.

No	DESCRIPTION	SIZE	F.B.M.
1 Pce.	Head block #1	8" x 12" x 14'-0"	112
11 Pcs.	No 2 to 12 incl.	G Section x 8'-6"	468
8 "	" 13 " 20 "	" 9'-0"	360
4 "	" 21 " 24 "	" 9'-6"	190
4 "	" 25 " 28 "	" 10'-0"	200
3 "	" 29 " 31 "	" 10'-6"	157
3 "	" 32 " 34 "	" 11'-0"	165
3 "	" 35 " 37 "	" 11'-6"	172
3 "	" 38 " 40 "	" 12'-0"	180
5 "	" 41 " 45 "	" 12'-6"	313
3 "	" 46 " 48 "	" 13'-0"	195
4 "	" 49 " 52 "	" 13'-6"	270
2 "	" 53 " 54 "	" 14'-0"	140
2 "	" 55 " 56 "	" 14'-6"	145
3 "	" 57 " 59 "	" 15'-0"	225
59 Pieces, Total Ft. B.M.			3292

Dec. 30, 1911.

17-A